

To what extent can complimentary irrigation of wheat with wastewater, on soils along belbais drain, affect the plants?

Ali, M. A. ; A. H. Abdel-Hameed ; I. M. Farid ; M. H. H. Abbas and H. H. Abbas

Soils and Water Department, Faculty of Agriculture, Benha University, Egypt

Corresponding e-mail: mahmood.abdullahali@yahoo.com (MA Ali*),

mohamed.abbas@fagr.bu.edu.eg (MHHAbbas)**



ABSTRACT

Water shortage is one of the important issues in the coming century. Thus, many countries are forced towards using non-conventional water sources such as wastewaters. Compared with fresh waters, treated wastewaters usually contain higher contents of plant nutrients. To assess the implications of using wastewater of Belbais drain for complimentary irrigations of wheat, ten locations along the drain were selected for water sampling. Soil and wheat samples were also collected from the nearby farms at the aforementioned locations. There were no specific trends or distribution patterns detected for contents of each of $\text{NO}_3\text{-N}$, P, B and As along the drain. $\text{NO}_3\text{-N}$ in water had a slight to moderate degree of restriction on use. Also, P-content exceeded its normal range in irrigation water. In spite of that, contents of N and P in wheat were within the normal range in shoot and grain. Content of B in water had a slight to moderate degree of restriction on use, but plants did not exhibit B toxicity symptoms. Contents of As in water of many locations exceeded the permissible level of 0.1 mg As L^{-1} . Contents of As in soil ($2.1 - 3.7 \text{ mg As kg}^{-1}$) did not exceed the permissible level of 10 mg kg^{-1} , but As in grains exceeded the permissible level of 1 mg kg^{-1} for food stuff. The calculated elemental grain/shoot ratio varied between 0.5439 and 0.8299. Individual practices of farmers on lands nearby Belbais drain are most certainly behind the increase in contents of the investigated elements in water of the drain. Efficient management of irrigation using wastewater of agricultural Drains in Egypt cannot be attained without increasing farmers' awareness of the negative aspects that may arise due to the unmanaged agricultural practices.

Keywords: Belbais drain; wastewater reuse, nitrate, phosphate, boron, arsenic

INTRODUCTION

Water shortage problem has become one of the important issues in the coming century (Macedonio *et al.*, 2012) threatening food security (Stikker, 1998 and Seckler *et al.*, 1999). Accordingly, many countries were forced to use unconventional sources to satisfy their water needs (Angelakis *et al.*, 1999, Ohlsson, 2000, Pereira *et al.*, 2002 and Bixio *et al.*, 2006). Among the various unconventional sources are wastewaters of agricultural drains (Angelakis *et al.*, 1999, Chu *et al.*, 2004 and Bixio *et al.*, 2006). Treated wastewaters contain higher levels of plant nutrients compared to potable waters (Bernstein *et al.*, 2009). Nutrients in treated wastewaters that are important to agriculture include nitrogen, potassium, zinc, boron and sulphur (Asano and Levine, 1998).

Nitrogen is the main nutrient limiting crop production (Fageria and Baligar, 2005). Commercial synthesis of N-fertilizers from N in the air is the most important for crop production (Haynes *et al.*, 1986). N_2 -fixing bacteria can partially substitute inorganic N application (Scherer-Lorenzen *et al.*, 2007 and Abbas *et al.*, 2011). Amino acids and short peptides can be applied for certain plants as N-sources (Adamczyk *et al.*, 2010). Excessive application of N causes overgrowth, delay maturity, and poor quality of crops (FAO, 1985) and can cause eutrophication of water bodies (Zhu *et al.*, 2008).

Phosphorus is vital for crop production especially during the early stages of growth (Grant *et al.*, 2005). It is mainly supplied to plants as mineral fertilizers derived from phosphate rock, which is a non-renewable resource and is estimated by Cordell *et al.* (2009) to deplete within 50–100 years. Treated wastewater is also a source of P but as N, its presence in excessive contents would cause eutrophication of water bodies (de-Bashan and Bashan, 2004).

Boron is an essential element for plant growth at low concentrations and its deficiency, in wheat, could be noticed in form of increases in number of open spikelets and decreases in number of grains per spike (Furlani *et al.*, 2003). However, its excess is toxic to plants (FAO, 1985).

Arsenic is a phosphate analogue (Abedin *et al.*, 2002) and has negative effects on plants (Abbas and Abdelhafez, 2013) and human health (Abdelhafez *et al.*, 2014). It possess potential health threats in Sahl El-Hossainia, Egypt (Abdelhafez *et al.*, 2015) which is irrigated with the wastewater of Bahr Hadous drain mixed with fresh Nile water (Hafez, 2005) The Belbais drain, the main drain of Cairo, might contain high contents of arsenic in its water.

The current study aimed at investigating the consequences of using the water of Belbais drain for complimentary irrigations of wheat grown in soils nearby the drain in the North East region of Egypt. Wheat plants grown thereon seemed healthy with a relatively high productivity. Four elements were selected in the current study. They are three nutritional elements (nitrogen, phosphorus and boron) and a non-nutritional one (arsenic). These elements were determined in the Belbais drain water in different locations along the drain. Also, samples of soils and wheat plants were collected from the same locations for determination of the same elements.

MATERIALS AND METHODS

Area of study

Belbais drain is the main drain of waste water from Cairo (Taylor *et al.*, 1993) carrying sewage and industrial wastewaters (treated and untreated) for 60 km (Stahl *et al.*, 2009) and discharging the water into Bahr El Baqr drain (Lovelady *et al.*, 2009). Arable lands nearby

the drain are mainly short of fresh water for their irrigation (Hamed *et al.*, 2011) and frequently use the drain’s water for complimentary irrigation (Pereira *et al.*, 2002 and Ibrahim *et al.*, 2016). Ten locations along the drain of Belbais were selected for water sampling as shown in Figure 1. Soil and wheat samples were also collected from the arable lands at the aforementioned locations to investigate the implications of using such water for complimentary irrigations on accumulation of NO₃-N, P, B and As in soils and the above-ground plant parts.

Soil, water and plant preparation and characteristics

Water samples were analyzed for their chemical properties using methods cited by Chapman and Pratt (1961) and Page *et al.* (1982) and the results are presented in Table 1.

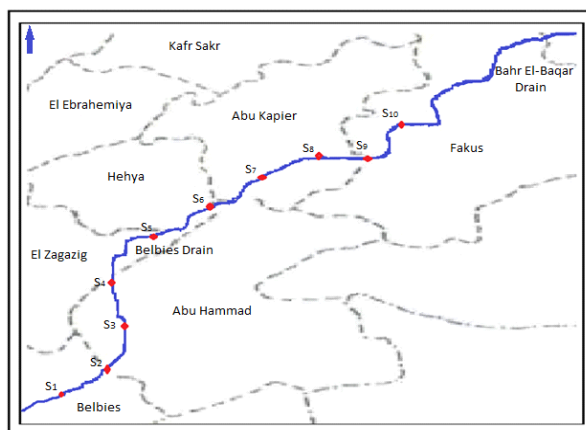


Fig 1. Location description and site sampling

Table 1. Chemical properties of Belbais drain water

	L1	L2	L3	L4	L5	L6	L7	L8	L9	L10
pH	7.4	7.5	7.3	7.4	7.2	7.5	7.4	7.5	7.3	7.1
EC, dS m ⁻¹	1.7	1.5	1.7	1.6	1.5	1.5	1.8	1.7	1.7	1.8
SAR	4.2	4.1	3.9	3.9	4.0	5.1	5.3	4.1	4.5	4.3

L1.. to...L10 are locations 1 to 10 investigated along the Belbais drain ;SAR: Sodium Adsorption Ratio

Soil samples were air dried, crushed and sieved to pass through a 2 mm mill. Chemical and physical properties of the investigated locations were determined

according to Klute (1986) and Page *et al.* (1982) and the results are presented in Table 2.

Table 2. Chemical and physical properties of the investigated locations

Site*	L1	L2	L3	L4	L5	L6	L7	L8	L9	L10
EC**(dS m ⁻¹)	1.4	1.8	8.3	2.0	1.6	1.8	1.8	1.5	2.0	2.3
pH***	7.3	7.3	7.2	7.2	7.4	7.3	7.2	7.4	7.2	7.4
CaCO ₃ (g kg ⁻¹)	33.9	31.4	36.5	30.2	29.7	30.0	24.2	33.3	30.1	29.5
OM (g kg ⁻¹)	14.1	20.0	12.4	18.1	13.9	11.8	13.2	20.4	15.6	16.4
Particle size distribution and soil texture										
Sand, %	40.1	36.3	31.2	27.5	28.4	29.5	28.9	26.8	29.1	27.0
Silt, %	40.2	43.6	49.1	48.5	49.6	50.3	52.3	50.8	55.1	51.3
Clay, %	19.7	20.1	19.7	24.0	22.0	20.2	18.8	22.4	15.8	21.7
Texture (International)	CL	SiCL	SiCL	SiCL	SiCL	SiCL	SiCL	SiCL	SiCL	SiCL

* See footnotes of Table 1 - **EC of soil paste extract - ***pH in 1:2.5 w:v (soil:water) suspension

Plant samples were washed with tap water, then deionized water , separated into straw and grain, oven dried at 70 C for 48 h and then ground to pass through a 5mm sieve.

Soil, water and plant analysis

Soil samples were acid digested in a block digester using a mixture of H₂SO₄ (conc.) and H₂O₂ (conc.) according to Buondeonno et al. (1995). Plant samples were acid digested according to Peterburgski(1968). N-contents were determined in the digests of soil and plant as well as in the wastewater samples using Kjeldahl method (Page et al., 1982). Phosphorus was determined in the wastewater, digests of soil and plant according to the phospho-molybdate-vanadate method (Gupta et al.,1993) and measured spectro-photometrically. Boron and As were measured in the wastewater, digests of soil and plant using ICP-MS

RESULTS AND DISCUSSION

• Elements in the wastewater of Belbais drain

Analysis of variance shows that wastewaters collected from the studied locations varied significantly in their contents of NO₃-N, P,B and As (Table 3). It is necessary to follow up the changes that occurred in concentrations of the investigated elements along the

drain to determine whether these concentrations followed a definite distribution pattern by either increasing or decreasing along the drain. This might explain the behavior of these elements in soils of the nearby farms. A distribution pattern of increase in concentrations along the drain probably indicates that the wastewater, which already contains high concentrations of the studied elements, would receive further quantities of these elements from the nearby farms through leaching, while a distribution pattern of a decrease in concentrations of these elements probably indicates that these elements accumulate at high concentrations in soil sediments of the nearby arable lands.

Significant variations in concentrations of NO₃-N, P, B and As were detected in the wastewater of Belbais drain from location 1 to 10 (Figures 2 and 3). In spite of that, there were no concentration trends or distribution patterns detected for the four investigated elements along the drain i.e. concentrations of these elements did not follow either an increase pattern or a decrease one along the drain. Such a result supports an assumption that the agricultural practices in the arable lands surrounding the drain may have relatively higher impacts on accumulation of elements in soils and within the grown plants than their concentrations in the wastewater.

Table 3. Analysis of variance for the concentrations of NO₃-N, P,B and As in the wastewater collected from the different locations along the drain

Source	DF	SS	Nitrogen			P	DF	SS	Phosphorus		
			MS	F					MS	F	P
Location	9	550.22	61.14	440.76	<0.001	9	10.065	1.12	262.72	<0.001	
Error	20	2.77	0.139			20	0.0855	0.004			
Total	29	443.00				29	10.15				
			Boron						Arsenic		
Location	9	3.59	0.40	102.61	<0.001	9	0.23	0.003	162.99	<0.001	
Error	20	0.078	0.004			20	0.0003	0.00001			
Total	29	3.67				29	0.024				

• Nitrogen and phosphorus in the wastewater of Belbais drain

The highest concentration of NO₃-N in wastewater was detected at location 2; whereas, the highest concentrations of P were found at locations 1 and 10, and P decreased in between these locations. The NO₃-N in wastewater exceeded the safe range of 0-10 mg L⁻¹ in irrigation water with a slight to moderate degree of restriction on use (5- 30 mg L-1) according to FAO (1994). P-content in the wastewater exceeded its

safe range in irrigation water (0-2 mg L-1). Although, managing such wastewater may have beneficial effects on plant because of its high contents of N and P, excessive use of it with unmanaged irrigation system would cause adverse effects on the ecosystem. Efficient management of irrigation water is vital for avoiding contamination of surface water with nitrogen (Diez et al., 2000; Spalding et al., 2001; Cavero et al., 2003; Zotarelli et al., 2009).

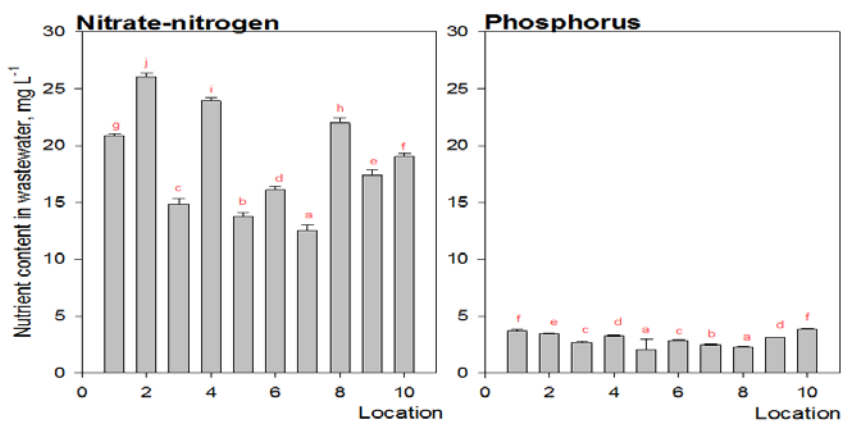


Fig 2. Nitrate-nitrogen and P - concentrations in the wastewater along the drain of Belbis

2. Boron and arsenic in the wastewater of Belbais drain

The highest concentration of B in wastewater was detected around location 5; whereas, the least concentration was found at location 9. Boron concentrations in wastewater had a slight to moderate degree of restriction on use (0.7-3 mg L⁻¹) according to FAO (1994). On the other hand, the highest concentrations of As in wastewater of Belbais drain were

in location 4. Although the concentrations of As in wastewater seemed relatively low, they exceeded, in many locations, the permissible level of 0.1 mg As L⁻¹ in irrigation water suggested by FAO (1992) and Rahaman et al. (2013). Therefore, using such water for irrigation purposes might possess a serious threat to animals and individuals feeding on plants grown in these areas.

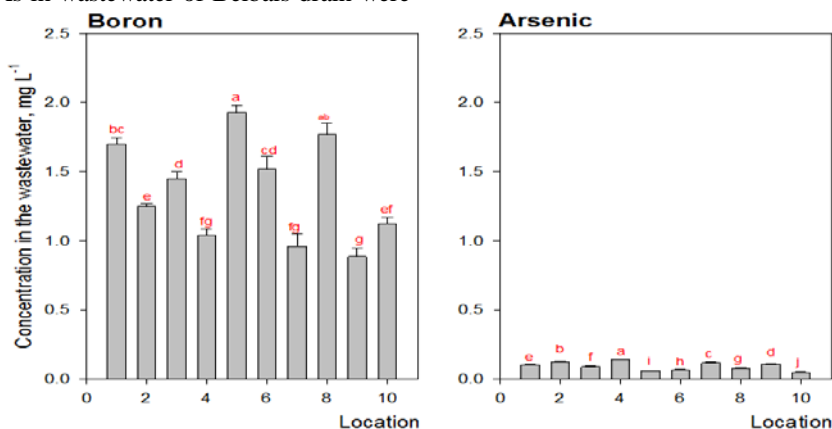


Fig 3. Boron and arsenic concentrations in the wastewater along the drain of Belbis

Elements in soil

Analysis of variance revealed that total contents of the investigated elements i.e. NO₃-N, P, B and As

changed significantly among the different locations along the drain (Table 4).

Table 4. Analysis of variance for the concentrations of total N, P,B and As in soil irrigated with the wastewater of Belbais drain

Source	Nitrogen-Nitrate					Phosphorus					
	DF	SS	MS	F	P	DF	SS	MS	F	P	
Location	9	1141.39	126.82	366.24	<0.001	9	20.50	2.28	351.43	<0.001	
Error	20	6.93	0.35			20	0.13	0.007			
Total	29	1148.32				29	20.63				
			Boron					Arsenic			
Location	9	8.32	0.93	154.56	<0.001	9	0.41	0.05	394.04	<0.001	
Error	20	0.12	0.006			20	0.002	0.0001			
Total	29	8.44				29	0.41				

Nitrogen and phosphorus in soil

Nitrate-nitrogen and phosphorus varied significantly among soils at different locations along the drain (Fig 3) The highest concentration of NO₃-N was

detected at locations 2 , whereas, the highest concentration of P was found at location 1. Concentrations of these nutrients did not follow any distribution pattern along the drain of Belbais.

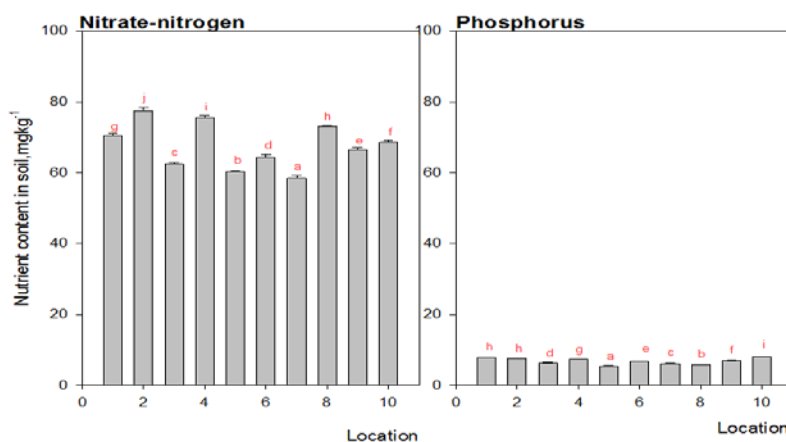


Fig 4. Nitrate-nitrogen and phosphorus in soils nearby Belbais drain

2. Boron and arsenic in soil

Although, there were slight variations in concentrations of the investigated elements among the different locations; however, such differences were significant (Fig. 5). The highest concentrations of B in soil were found at the fifth and the seventh locations; whereas, the highest concentrations of As were found at the second and the fourth locations. Generally, concentrations of As did not exceed the permissible level of 10 mg kg⁻¹ reported by Basta *et al.* (2002).

Neither did soil-As exceed the thresholds of 5 mg kg⁻¹ in Finnish soils or 12 mg kg⁻¹ in Canadian soils reported by Teaf *et al.* (2010).

Elements in the aboveground tissues of the cultivated wheat plants

Analysis of variance shows that N, P, B and As in shoots and grains of wheat plants varied significantly among the locations (Table 4).

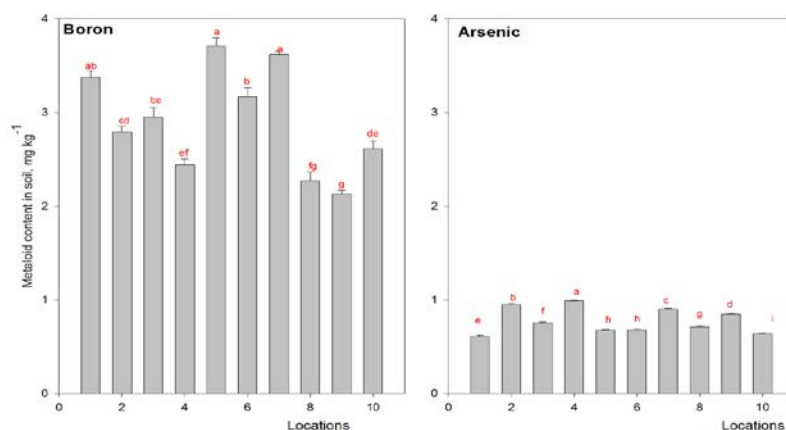


Fig 5. Boron and arsenic in soils nearby Belbais drain

Table 4. Analysis of variance for the concentrations of NO₃-N, P, B and As in wheat plants collected from different locations across Belbais drain

Source	Shoot					Grain				
	DF	SS	MS	F	P	DF	SS	MS	F	P
Location	9	155.42	17.27	225.13	<0.001	9	0.09	0.0099	359.45	<0.001
Error	20	1.53	0.08			20	0.0006	0.0003		
Total	29	156.95				29	0.09			

Source	Boron					Arsenic				
	DF	SS	MS	F	P	DF	SS	MS	F	P
Location	9	21.85	2.43	462.52	<0.001	9	8.97	0.996	130.42	<0.001
Error	20	0.11	0.005			20	0.15	0.008		
Total	29	21.96				29	9.12			

Source	Nitrogen					Phosphorus				
	DF	SS	MS	F	P	DF	SS	MS	F	P
Location	9	99.37	11.04	497.36	<0.001	9	0.046	0.005	221.98	<0.001
Error	20	0.44	0.02			20	0.0005	0.00002		
Total	29	99.82				29	0.046			

Source	Boron					Arsenic				
	DF	SS	MS	F	P	DF	SS	MS	F	P
Location	9	48.58	5.40	560.15	<0.001	9	6.96	0.773	216.33	<0.001
Error	20	0.19	0.01			20	0.07	0.004		
Total	29	48.77				29	7.03			

• Nitrogen and phosphorus in wheat

Concentrations of nitrogen and phosphorus varied significantly in shoot and grain of wheat plants collected from different locations (Fig 6). The highest nitrogen contents in wheat shoot and grain were detected at location 2, whereas, the highest phosphorus contents in shoot and grain of wheat plants were detected at location 10. However, these concentrations were within the normal ranges of N and P in wheat shoot (Korzeniowska, 2008).

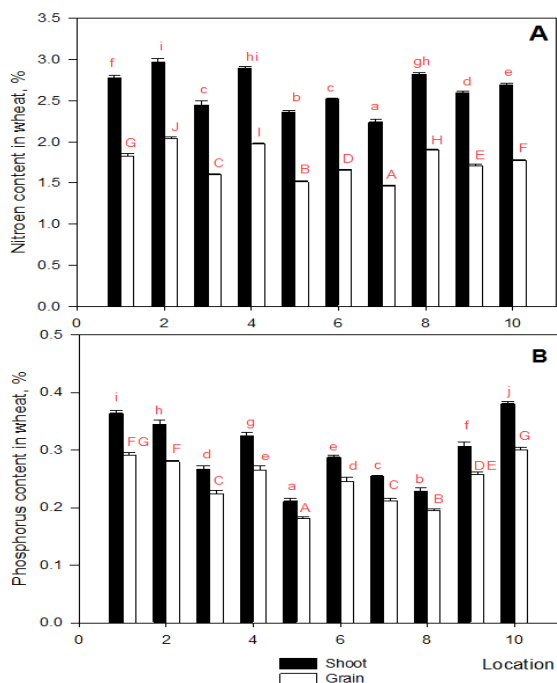


Fig 6. Nitrogen and phosphorus in the aboveground wheat parts

• Boron and arsenic in wheat

Concentrations of B and As varied significantly in shoot and grain of wheat plants collected from the locations; however such variations did not follow any

distribution trend (Fig. 7). The highest concentrations of B in shoot and grain took place at location 5; whereas, the highest As in shoot and grain took place at location 4.

Symptoms of B toxicity could be observed on wheat shoot (Grieve and Poss, 2000) when B exceeds 44 mg kg⁻¹ (Furlani *et al.*, 2003). The results obtained herein indicate that B-concentrations in wheat shoot were much lower than 44 mg kg⁻¹. Therefore, wheat plants did not suffer from B toxicity. On the other hand, As in grains exceeded the permissible level of 1mg kg⁻¹ for food stuff (Liu *et al.*, 2012). A dietary intake of food stuff highly contaminated with As would cause negative implications on human health (Smith *et al.*, 2008). Thus, wheat grains collected from the area of study are not suitable for humans.

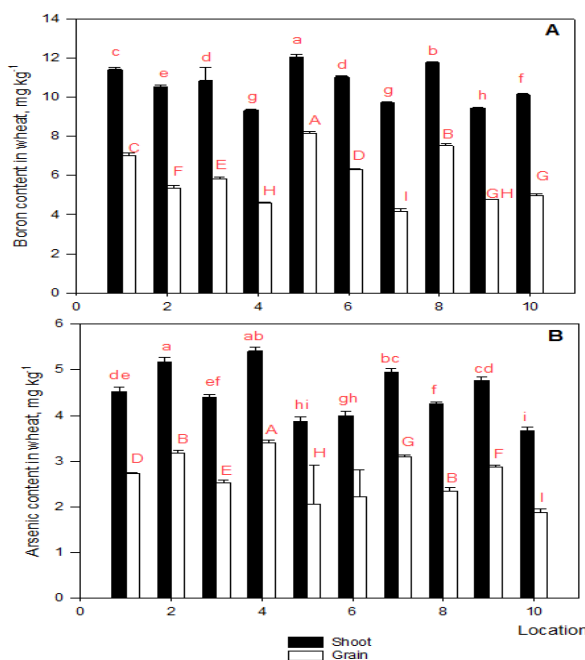


Fig 7. Boron and arsenic contents in the above ground wheat parts

The ratio between concentrations of the investigated elements in grains to the corresponding ones in shoots was calculated and the results are presented in Fig 8. Elemental gain/shoot ratio varied between 0.5439 and 0.8299. This ratio therefore can be used as an indicator to illustrate the ease by which an element such as those studied therein can transfer from shoots to roots. Probably, values of more than 0.5 are indicators of relatively high translocations of the investigated elements from shoot to grain.

Soil-water-plant relationships

Table 5 reveals that N and P contents in shoot and grain of wheat significantly positively correlated with contents in each of the soil and water. Also, significant positive correlations occurred between N and P contents in water and their corresponding ones in soils. Likewise, As and B contents in shoot and grain significantly positively correlated with their corresponding contents in soil and water. Such a result indicates that accumulation of these elements in soil led to consequent increases in their contents in wheat shoots and grains and had further impacts on contaminating the wastewater coming from Cairo. Nitrate is expected to

leach out of the soil at rates exceeding the crop requirements (Di and Cameron, 2002; Ju et al., 2006).

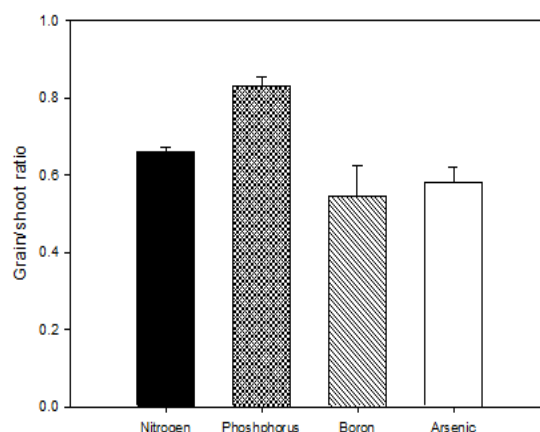


Fig 8. Elemental grain/shoot ratio of absorbed elements in wheat plants grown in the arable lands irrigated with the wastewater of Belbais drain.

Table 5. Soil-water-plant correlations of N, P, B and As

	Nitrogen			Phosphorus		
	Water	Soil	Shoot	Water	Soil	Shoot
Soil	0.992***			Soil	0.986***	
Shoot	0.983***	0.983***		Shoot	0.990***	0.992***
Grain	0.992***	0.996***	0.987***	Grain	0.985***	0.993***
						0.986***
	Boron			Arsenic		
	Water	Soil	Shoot	Water	Soil	Shoot
Soil	0.383*			Soil	0.978***	
Shoot	0.985***	0.377*		Shoot	0.981***	0.980***
Grain	0.969***	0.290	0.972***	Grain	0.989***	0.983***
						0.983***

In conclusion, a hypothesis that individual practices of farmers on arable lands nearby Belbais drain is among the main causes for increasing levels of N,P,B and As in the wastewater of Belbais drain. The main problem arises there is that the nearby farms use this water for complimentary irrigations. Consequently, the cycle of the studied elements seemed to follow a closed system. Thus, managing wastewater to increase the water budget in the North East region of Egypt cannot be attained without increasing the awareness of farmers about the negative aspects that may arise due to the unmanaged agricultural practices.

REFERENCES

Abbas, N.H.H., Ismael, A.O.A., El-Gamal, M.A.H., Salem, H.M. 2011. Integrated effect of mineral nitrogen, bio and organic fertilization on soybean productivity Egypt J Biotechnol 39: 43-63

Abbas, M.H.H., Abdelhafez, A.A. 2013. Role of EDTA in arsenic mobilization and its uptake by maize grown on an As-polluted soil. Chemosphere 90(2):588-594

Abdelhafez, A.A., Li, J., Abbas, M.H.H. 2014. Feasibility of biochar manufactured from organic wastes on the stabilization of heavy metals in a metal smelter contaminated soil, Chemosphere 117: 66-71

Abdelhafez, A.A., Abbas, M.H.H., Attia, T.M.S., 2015. Environmental monitoring of heavy-metals status and human risk assessment in the soil of Sahl El-Hessania area, Egypt. Pol J Environ Stud 24: 459-467.

Abedin, M.J., Cotter-Howells, J., Meharg, A.A., 2002. Arsenic uptake and accumulation in rice (*Oryza sativa* L.) irrigated with contaminated water. Plant and Soil 240: 311-319.

Adamczyk, B., Smolander, A., Kitunen, V., Godlewski, M., 2010. Proteins as nitrogen source for plants. Plant Signaling & Behavior 5: 817-819.

Angelakis, A.N., Marecos Do Monte, M.H.F., Bontoux, L., Asano, T., 1999. The status of wastewater reuse practice in the Mediterranean basin: need for guidelines. Water Research 33: 2201-2217.

Asano, T. and Levine, A. 1998. Wastewater Reclamation, Recycling and Reuse: Introduction. In: Asano, T. (ed.), Wastewater Reclamation and Reuse, CRC Press, Boca Raton, Florida, USA, 1-55.

Basta, N.T., Rodriguez, R., Cateel, S., 2002. Bioavailability and risk of arsenic exposure by the soil ingestion pathways. In: Frankenberger, W.T. (Ed.), Environmental chemistry of arsenic. Marcel Dekker, Inc., New York, pp. 117-140.

- Bernstein, N. 2009. Contamination of soils with microbial pathogens originating from effluent water used for irrigation. In: Steinberg, R.V. (ed) Contaminated soils: environmental impact, disposal and treatment. Nova Science Publishers, NY, pp. 473–486.
- Bixio, D., Thoeye, C., De Koning, J., Joksimovic, D., Savic, D., Wintgens, T., Melin, T., 2006. Integrated Concepts in Water Recycling Wastewater reuse in Europe. *Desalination* 187: 89 -101.
- Buondeonno, A., Rashad, A.A., Coppola, E. 1995. Comparing tests for soil fertility. II. The hydrogen peroxide/sulfuric acid treatment as an alternative to the copper/selenium catalyzed digestion process for routine determination of soil nitrogen-kjeldahl. *Communications in Soil Science and Plant Analysis* 26 (9-10): 1607-1619.
- Cavero, J., Beltrán, A., Aragüés, R., 2003. Nitrate Exported in Drainage Waters of Two Sprinkler-Irrigated Watersheds. *Journal of Environmental Quality* 32: 916-926.
- Chapman, H.D., Pratt, P.F., 1978. *Methods of Analysis for Soils, Plants and Water*. University of California, Prical Publication, Vol. 4030: 12-19
- Chu, J., Chen, J., Wang, C., Fu, P., 2004. Wastewater reuse potential analysis: implications for China's water resources management. *Water Research* 38: 2746-2756.
- Cordell, D., Drangert, J.-O., White, S., 2009. The story of phosphorus: Global food security and food for thought. *Global Environmental Change* 19: 292-305.
- de-Bashan, L.E., Bashan, Y., 2004. Recent advances in removing phosphorus from wastewater and its future use as fertilizer (1997–2003). *Water Research* 38: 4222-4246.
- Di, H.J., Cameron, K.C., 2002. Nitrate leaching in temperate agroecosystems: sources, factors and mitigating strategies. *Nutrient Cycling in Agroecosystems* 64: 237-256.
- Diez, J.A., Caballero, R., Roman, R., Tarquis, A., Cartagena, M.C., Vallejo, A., 2000. Integrated Fertilizer and Irrigation Management to Reduce Nitrate Leaching in Central Spain. *Journal of Environmental Quality* 29: 1539-1547.
- Fageria, N.K., Baligar, V.C., 2005. Enhancing Nitrogen Use Efficiency in Crop Plants. *Advances in Agronomy*. Academic Press, pp. 97-185.
- FAO, 1992. *Wastewater treatment and use in agriculture* FAO irrigation and drainage paper 47. FAO, Rome.
- FAO, 1985. *Water Quality for Agriculture*. Rome. FAO irrigation and drainage paper 29 Rev. 1. Available at: <http://www.fao.org/docrep/003/T0234E/T0234E00.htm>
- Furlani, Á.M.C., Carvalho, C.P., Freitas, J.G.d., Verdial, M.F., 2003. Wheat cultivar tolerance to boron deficiency and toxicity in nutrient solution. *Scientia Agricola* 60: 359-370.
- Grant, C., Bittman, S., Montreal, M., Plenchetti, C., Morel, C., 2005. Soil and fertilizer phosphorus: Effect on plant P supply and mycorrhizal development. *Can J Plant Sci* 85: 3-14.
- Grieve, C.M., Poss, J.A., 2000. Wheat response to interactive effects of boron and salinity. *Journal of Plant Nutrition* 23: 1217-1226.
- Gupta, A.P., Neue, H.U., Singh, V.P., 1993. Phosphorus determination in rice plants containing variable manganese content by the phospho-molybdo-vanadate (yellow) and phosphomolybdate (blue) colorimetric methods. *Communications in Soil Science and Plant Analysis* 24: 1309-1318.
- Hafez, A., 2005. Investigation of El-Salam canal project in Northern Sinai, Egypt-Phase-1: Environmental baseline, soil and water quality studie. Ninth International Water Technology Conference, IWTC9, Sharm El-Sheikh, Egypt, pp. 953-970.
- Hamed, Y., Salem, S., Ali, A., Sheshtawi, A., 2011. Environmental effect of using polluted water in new/old fish farms. In: Aral, F. (Ed.), *Recent advances in Fish farms*. InTech, pp. 117-134.
- Haynes, R.J., Cameron, K.C., Goh, K.M., Sherlock, R.R. (Eds.), 1986. *Mineral Nitrogen in the plant-soil system*. Academic Press, Inc., New York.
- Ibrahim, Z.K., Abdel-Hameed, A.H., Farid, I.M., Abbas, M.H.H., Abbas, H.H. 2016. Implications of using Belbais drain water for irrigation of wheat in the North East region of Egypt. *J. Soil Sci. and Agric. Eng., Mansoura University*, 7(3):1-12
- Ju, X.T., Kou, C.L., Zhang, F.S., Christie, P., 2006. Nitrogen balance and groundwater nitrate contamination: Comparison among three intensive cropping systems on the North China Plain. *Environmental Pollution* 143:L 117-125.
- Klute, A. (Ed), 1986. Part 1. "Physical and mineralogical methods". *ASA-SSSA-Agronomy*, Madison, Wisconsin USA.
- Korzeniowska, J., 2008. Response of ten winter wheat cultivars to boron foliar application in a temperate climate (South-West Poland) *Agronomy Research* 6: 471-476.
- Liu, Q., Zheng, C., Hu, C.X., Tan, Q., Sun, X.C., Su, J.J., 2012. Effects of high concentrations of soil arsenic on the growth of winter wheat (*Triticum aestivum* L) and rape (*Brassica napus*). *Plant Soil Environ* 58: 22-27.
- Lovelady, E.M., El-Baz, A.A., El-Monayeri, D., El-Halwagi, M.M., 2009. Reverse problem formulation for integrating process discharges with watersheds and drainage systems. *Journal of Industrial Ecology* 13: 914-927.
- Macedonio, F., Drioli, E., Gusev, A.A., Bardow, A., Semiat, R., Kurihara, M., 2012. Efficient technologies for worldwide clean water supply. *Chemical Engineering and Processing: Process Intensification* 51: 2-17.
- Ohlsson, L., 2000. Water conflicts and social resource scarcity. *Physics and Chemistry of the Earth, Part B: Hydrology, Oceans and Atmosphere* 25: 213-220.

- Page, A.L., Miller, R.H., Keeney, D.R., 1982. Methods of soil analysis Part 2-“Chemical and microbiological properties”. Part II. ASA-SSSA. Agronomy, Madison, USA.
- Pereira, L.S., Oweis, T., Zairi, A., 2002. Irrigation management under water scarcity. *Agricultural Water Management* 57: 175-206.
- Peterburgski, A.V., 1968. Handbook of agronomic chemistry. Kolop Publishing House, Moscow, Russia.
- Rahaman, S., Sinha, A.C., Pati, R., Mukhopadhyay, D., 2013. Arsenic contamination: a potential hazard to the affected areas of West Bengal, India. *Environmental Geochemistry and Health* 35: 119-132.
- Scherer-Lorenzen, M., Venterink, H.O., Buschmann, H., 2007. Nitrogen enrichment and plant invasions: the importance of nitrogen-fixing plants and anthropogenic eutrophication. In: Nentwig, W. (Ed.), *Biological invasions*. Springer Berlin Heidelberg, Berlin, Heidelberg, pp. 163-180.
- Seckler, D., Barker, R., Amarasinghe, U., 1999. Water scarcity in the twenty-first century. *International Journal of Water Resources Development* 15: 29-42.
- Smith, E., Juhasz, A.L., Weber, J., Naidu, R., 2008. Arsenic uptake and speciation in rice plants grown under greenhouse conditions with arsenic contaminated irrigation water. *Science of The Total Environment* 392: 277-283.
- Spalding, R.F., Watts, D.G., Schepers, J.S., Burbach, M.E., Exner, M.E., Poreda, R.J., Martin, G.E., 2001. Controlling nitrate leaching in irrigated agriculture. *Journal of Environmental Quality* 30: 1184-1194.
- Stahl, R., Ramadan, A.B., Pimple, M., 2009. Bahr El-Baqar drain system/Egypt environmental studies on water quality- Part 1: Bilbeis drain/Bahe El-Baqar Drain. *Forschungszentrum Karlsruhe in der Helmholtz-Gemeinschaft, Wissenschaftliche Berichte*.
- Stikker, A., 1998. Water today and tomorrow: Prospects for overcoming scarcity. *Futures* 30: 43-62.
- Taylor, I., Halim, M., Wishart, M., 1993. Gabal el Asfar treatment plants. *Proceedings of the Institution of Civil Engineers, Greater Cairo Wastewater project*. Acer Consultants Limited and Binnie & Partners, pp. 48-55.
- Teaf, C.M., Covert, D.J., Teaf, P.A., Page, E., Starks, M.J., 2010. Arsenic cleanup criteria for soil in he US ad abroad: Comparing guideline and understanding inconsistencies. *Annual International Conference on soil, sediments, water and energy*, pp. 94-102.
- Zhu, G., Peng, Y., Li, B., Guo, J., Yang, Q., Wang, S., 2008. Biological removal of nitrogen from wastewater. In: Whitacre, D.M. (Ed.), *Reviews of environmental contamination and toxicology*. Springer New York, New York, NY, pp. 159-195.
- Zotarelli, L., Scholberg, J.M., Dukes, M.D., Muñoz-Carpena, R., Icerman, J., 2009. Tomato yield, biomass accumulation, root distribution and irrigation water use efficiency on a sandy soil, as affected by nitrogen rate and irrigation scheduling. *Agricultural Water Management* 96: 23-34.

إلي أي مدى يمكن أن يؤثر الري التكميلي بالمياه العادمة علي نباتات القمح النامية في الأراضي على امتداد مصرف بلبيس؟

محمود عبد الله علي، أبو النصر هاشم عبد الحميد، إيهاب محمد فريد، محمد حسن حمزة عباس و حسن حمزة عباس
قسم الأراضي والمياه، كلية الزراعة، جامعة بنها، مصر

أصبحت مشكلة نقص المياه إحدى القضايا الهامة في القرن القادم التي تواجه العديد من البلدان ، مما دفعها إلي استخدام مصادر مياه غير تقليدية لزيادة كميات المياه المتاحة لديها مثل إعادة استخدام المياه العادمة ، ومثل هذه المياه العادمة تحتوي حتي بعد معالجتها على العديد من المغذيات بمستويات تفوق تلك الموجودة في مياه الري التقليدية، وبالتالي يهدف هذا البحث إلى دراسة تداعيات استخدام المياه العادمة من مصرف بلبيس للري التكميلي لنباتات القمح المزروعة في أراضي منطقة شمال شرق الدلتا، حيث تم اختيار عشرة مواقع للدراسة على طول مصرف بلبيس، وتم جمع عينات من المياه العادمة عند تلك النقاط، كما تم جمع عينات تربة من الأراضي المجاورة لها بالإضافة إلي عينات من القمح النامي في تلك المناطق، وأوضحت النتائج عدم وجود أنماط محددة لتوزيع تركيز العناصر الأربعة موضع الدراسة على طول مصرف بلبيس، وبالنسبة لـ $\text{NO}_3\text{-N}$ فدرجته في المياه العادمة تراوحت من خفيف إلى معتدل من حيث درجة القيد على استخدامها في الري، أيضا تجاوز محتوى الفوسفور بتلك المياه المدى المعتاد ، وعلى الرغم من ذلك، فكانت تركيزات N و P ضمن المستويات الطبيعية في الجزء الخضري والحبوب لنبات القمح، وقد كانت درجة البورون في المياه العادمة خفيفة إلى معتدلة من حيث درجة القيد على استخدامها؛ من جهة أخرى فإن النباتات النامية لم يظهر عليها أي أعراض سمية بالبورون، وأكدت النتائج علي أن تركيزات الزرنيخ، في العديد من المواقع علي امتداد المصرف، قد تجاوز المستوى المسموح به لمياه الري (0.1 ملجم لتر⁻¹). بينما لم يتجاوز تركيزه في التربة المستوي المسموح بها (10 ملجم كجم⁻¹)، ولكنه تعدي المستوى المسموح في الحبوب (1 ملجم كجم⁻¹)، وقد تراوحت نسب العناصر المحسوبة في الحبوب إلي تلك في الجزء الخضري من 0.5439 إلي 0.8299، وبالتالي يمكن استنتاج أن الممارسات الفردية للمزارعين في الأراضي القريبة من مصرف بلبيس قد تكون هي المصدر الرئيسي لزيادة مستويات العناصر موضوع الدراسة في مياه المصرف، ومن ثم لا إضافة المياه العادمة لمصرف بلبيس كمصدر آمن للري التكميلي دون زيادة وعي المزارعين للحد من الجوانب السلبية التي قد تؤثر علي نوعية مثل هذه المياه، بل على النظام البيئي بأكمله.

الكلمات الداله: مصرف بلبيس، إعادة استعمال المياه العادمة، النترات، الفوسفات، البورون، الزرنيخ.